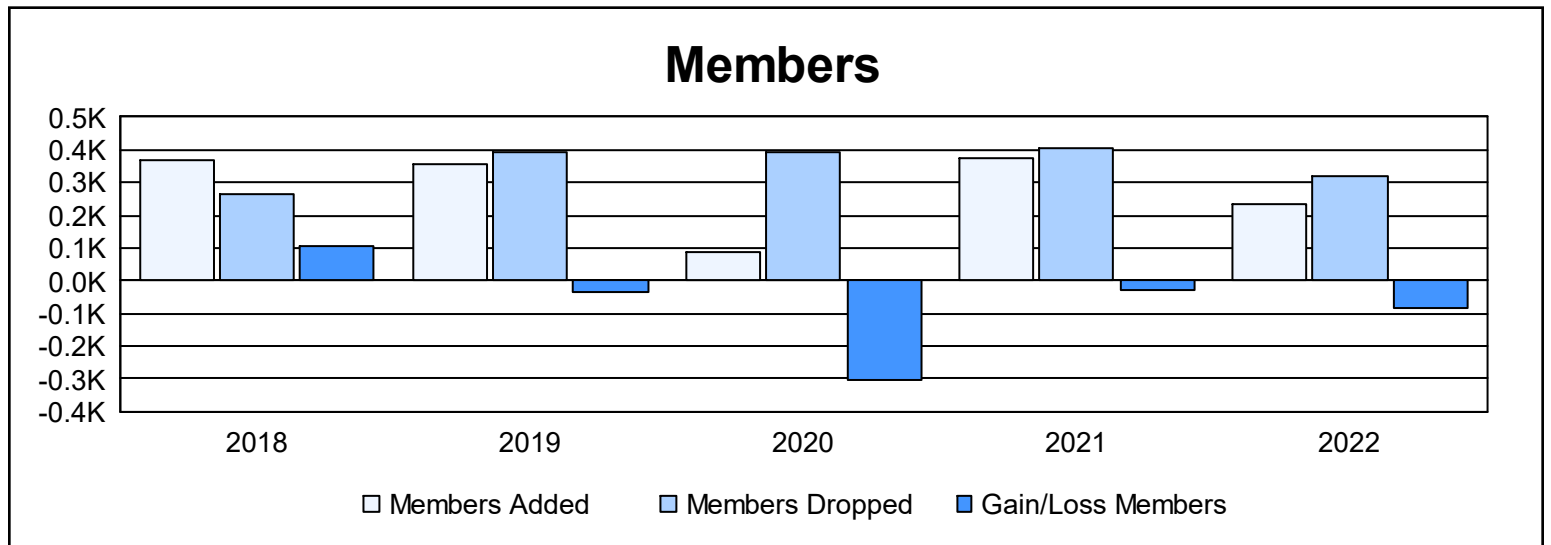
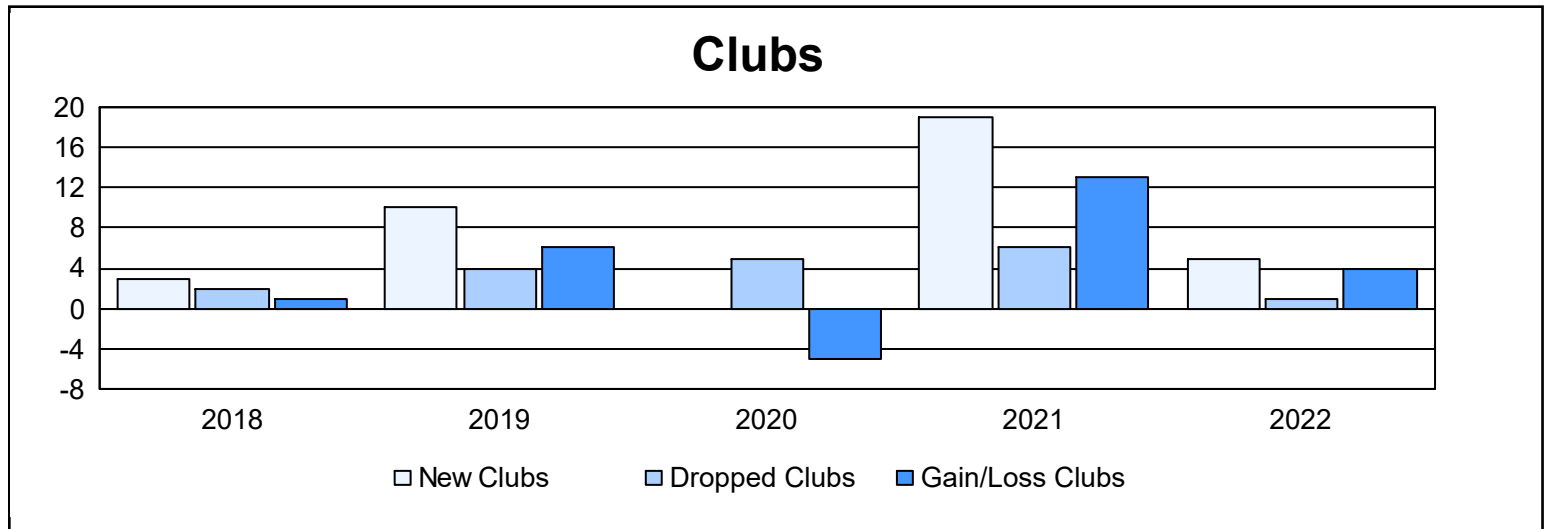
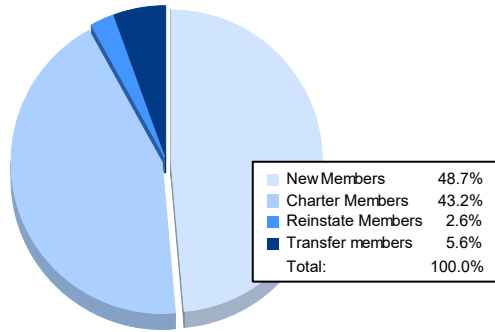


Year	New Clubs	Dropped Clubs	Gain/ Loss Clubs	New Members	Charter Members	Reinstate Members	Transfer Members	Total Member Added	Total Members Dropped	Gain/ Loss Members
2017-2018	3	2	1	239	95	20	17	371	263	108
2018-2019	10	4	6	137	210	3	6	356	390	-34
2019-2020	0	5	-5	58	4	16	11	89	394	-305
2020-2021	19	6	13	89	255	12	20	376	402	-26
2021-2022	5	1	4	114	101	6	13	234	317	-83
<b>Average</b>	<b>7</b>	<b>4</b>	<b>4</b>	<b>127</b>	<b>133</b>	<b>11</b>	<b>13</b>	<b>285</b>	<b>353</b>	<b>-68</b>



### Membership Composition June 2022 Cumulative



### Gender Composition June 2022 Cumulative

